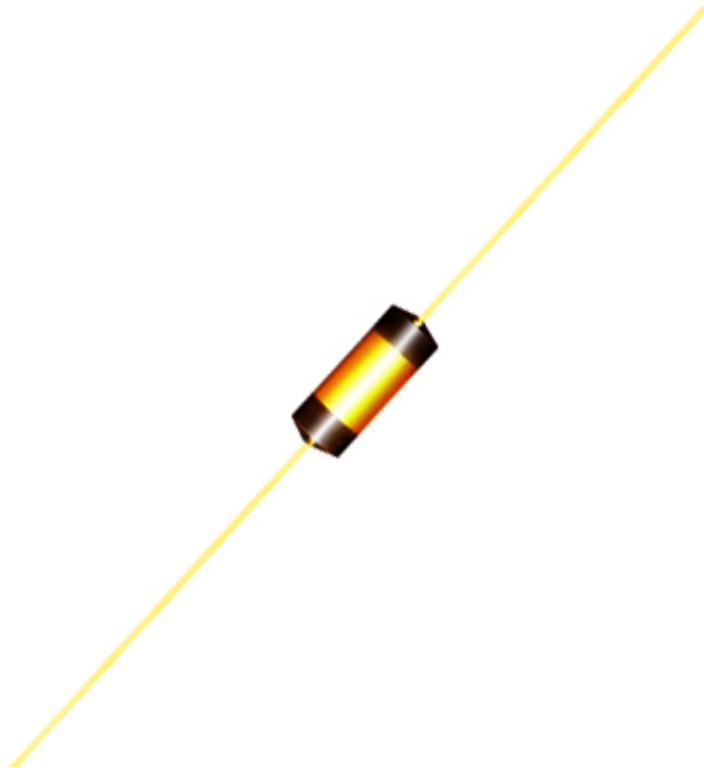


Teflon -  
Polytetrafluoroethylene

Teflon Polytetrafluoroethylene

The MT1 Series is a new Teflon - polytetrafluoroethylene(PTFE) capacitor developed by Electronic Concepts to meet the ever changing, more demanding requirements of circuit designers.



**FEATURES**

- Dry Wrap and Fill Construction
- Open Temperatures to 200°C
- Extremely Low Loss Dielectric
- Excellent Frequency Characteristics
- Excellent Stability and Retrace

**STANDARD CONFIGURATION**

- Dry Wrap and Fill Construction

# Specification Summary

Capacitance Range  
0.010 $\mu$ F to 0.100 $\mu$ F

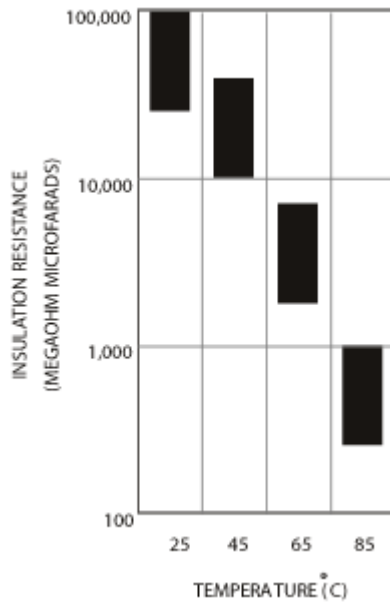
Capacitance Tolerance  
Standard tolerances of  $\pm 10\%$  and  $\pm 5\%$

Operating Temperature Range  
-55 $^{\circ}$ C to +200 $^{\circ}$ C

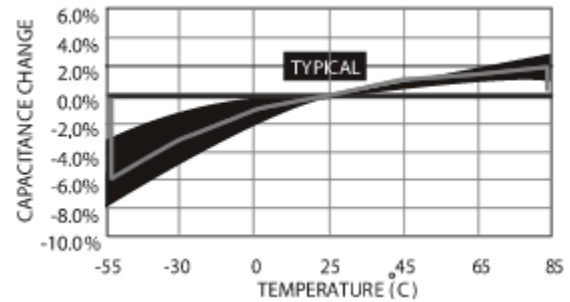
Enclosure/ Construction  
Dry wrap and fill construction

Voltage Rating  
30VDC and 50VDC

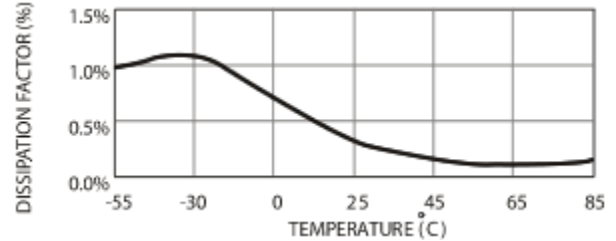
# Characteristics



**Dielectric Strength**  
Capacitors withstand a DC potential of 1.5 x rated voltage for one (1) minute without damage or breakdown. Test voltage is applied and discharged through a minimum resistance of 100 OHMS per volt.



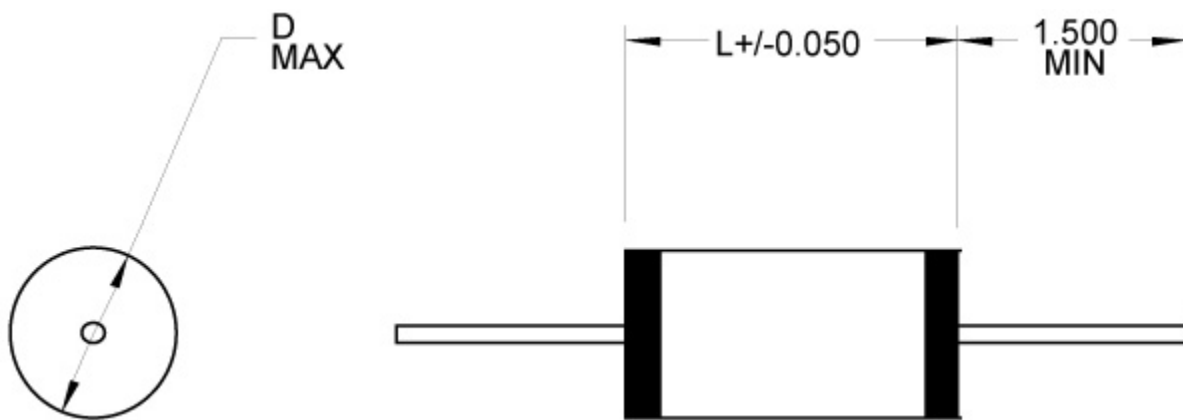
**Dissipation Factor**  
When measured at the frequency specified for capacitance measurement, the dissipation factor will not exceed 0.10%.



# ELECTRICAL DATA

CAP $\mu$ F	VDC	DIAMETER		LENGTH	
		in	mm	in	mm
0.010	30	0.250	6.4	0.562	14.3
0.050	30	0.325	8.3	0.750	19.1
0.100	30	0.450	11.4	0.750	19.1
0.010	50	0.300	7.6	0.562	14.3
0.050	50	0.400	10.2	0.750	19.1
0.100	50	0.550	14.0	0.750	19.1

## Drawing



## Additional Information

The MT1 Series is a new Teflon - polytetrafluoroethylene(PTFE) capacitor developed by Electronic Concepts to meet the ever changing, more demanding requirements of circuit designers. The MT1 Series is specifically designed for extremely low loss dielectric and a continuous operating temperature to 200°C. There is also excellent frequency characteristics, stability and retrace.

## HOW TO ORDER

TYPE Teflon - Polytetrafluoroethylene(PTFE)	→	MT1
STYLE / VOLTAGE	→	2A
CAPACITANCE IN PICO FARADS The first two digits are significant figures, the third digit represents the number of zeros to follow to express the capacitance in picofarads	→	103
TOLERANCE Tolerances of $\pm 10\%$ and $\pm 5\%$ are available.	→	K

### Marking and Date Code

All capacitors are marked with company initials "EC", corporate logo or EC trademark—in addition to type MT1, capacitance, tolerance, rated DC working voltage and date code. The first two digits of the date code represent the year, the second two digits the week, i.e., 0952 is the 52nd week of 2009, 0902 is the second week of 2009.

### Quality Assurance

Major emphasis is placed on quality assurance. EC is an ISO 9001-2000 and AS9100:2004 Certified Company. Raw material inspection and the use of SPC manufacturing procedures assure the highest quality standards. Procedures are fully described in the EC Quality Control Manual. Electronic Concepts will continue to advance the state-of-the-art by utilizing leading edge technology, compact capacitor designs and establishing reliability procedures.

## Sales Offices

### United States

Eastern:  
\*Headquarters\*  
P.O. Box 1278  
Eatontown, NJ 07724  
Tel: 732-542-7880  
Fax: 732-542-0524

Central:  
Illinois 630-668-8747

email: [sales@ecicaps.com](mailto:sales@ecicaps.com)  
website: [www.ecicaps.com](http://www.ecicaps.com)

### Europe

Ireland  
Electronic Concepts Europe LTD  
IDA Estate, Oughterad  
Co. Galway, Ireland  
tel: +353-91-552385,552432  
fax: +353-91-552387  
email: [sales@ecicaps.ie](mailto:sales@ecicaps.ie)  
website: [www.electronicconcepts.ie](http://www.electronicconcepts.ie)

